

Arcon 0.9 meters baseline measurements

Measurements done on Monday June 15, 2015 on Arcon at 0.9m

Taken with dome flats, quad read mode

RON measured in overscan for each amplifier

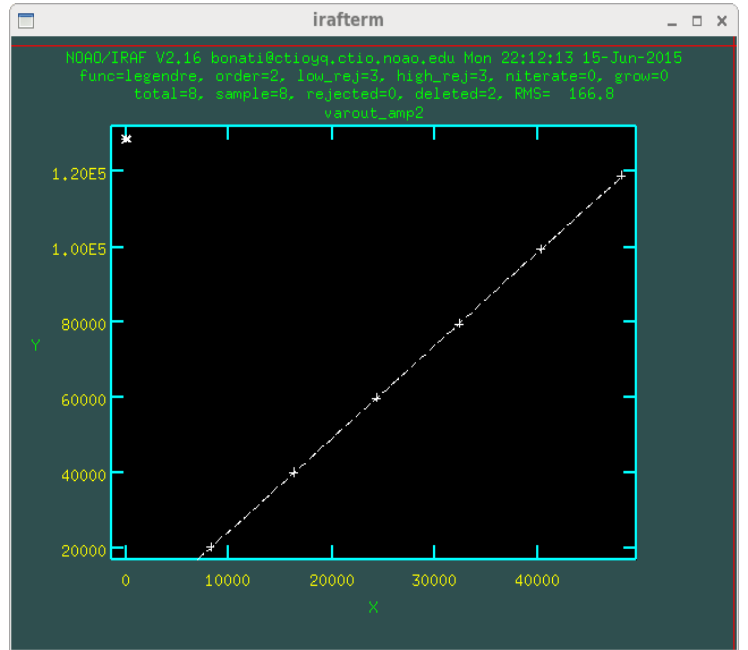
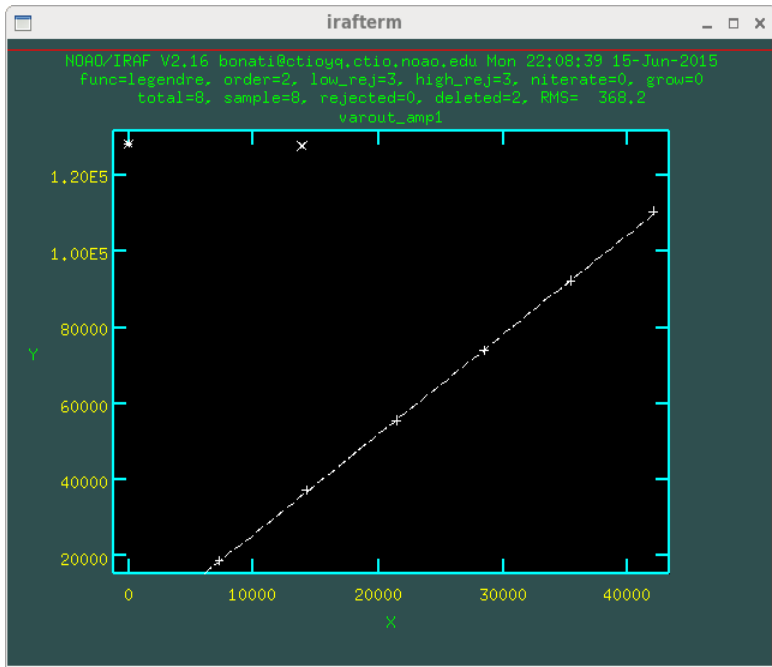
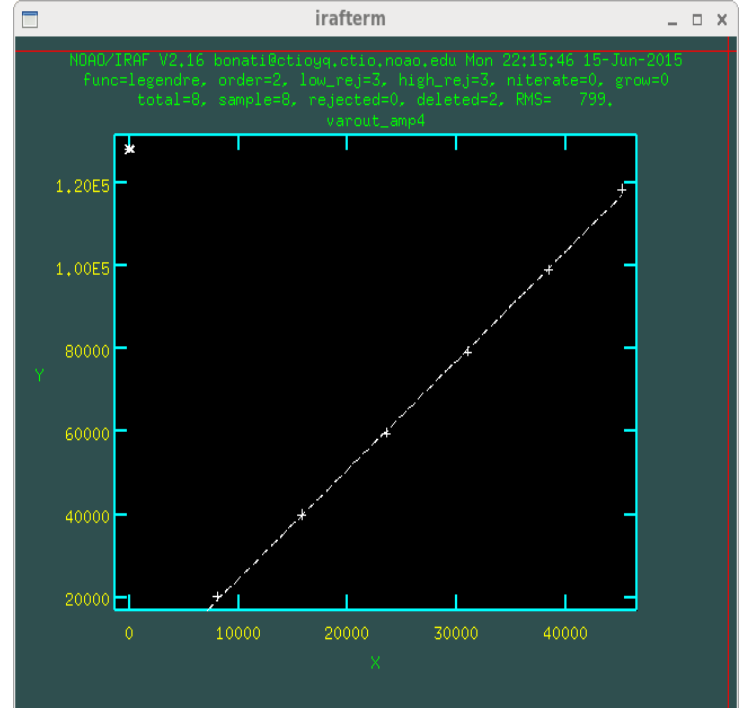
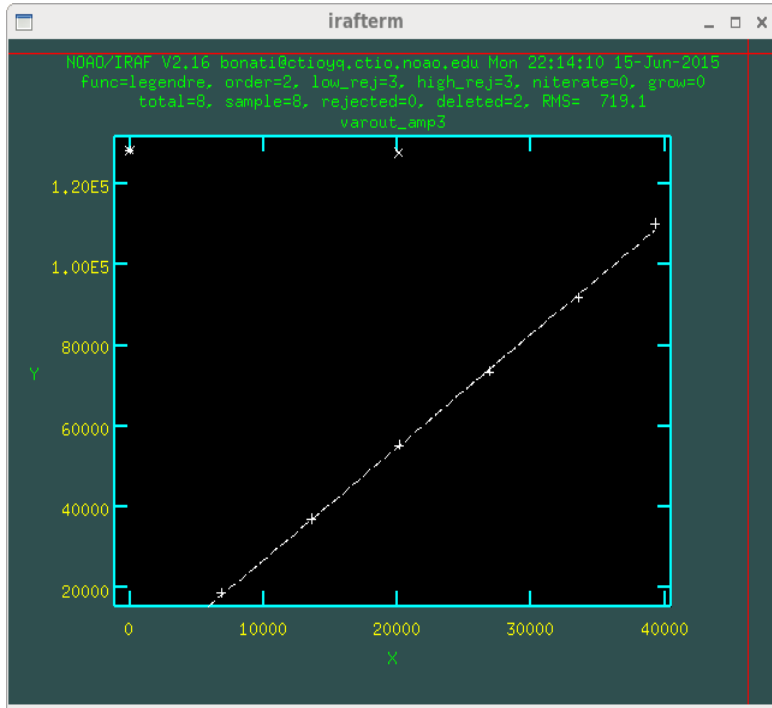
Gain index 2 (5-40 secs exposure time, 5 secs steps, flux ~ 2,000 adus/sec)

Amplifier	Gain (e-/adu)	NL (+/- %)	Well (e-)	RON (e-)
LL (11)	2.6	0.4	165,000	3.9
LR (12)	2.5	0.2	148,000	4.1
UL (21)	2.8	0.3	178,000	4.5
UR (22)	2.6	0.2	153,000	4.2

Gain index 1:

Amplifier	Gain (e-/adu)	NL (+/- %)	Well (e-)	RON (e-)
LL (11)	5.3	0.4	166,000	6.1
LR (12)	5.0	0.2	148,000	6.0
UL (21)	5.4	0.3	178,000	6.6
UR (22)	5.5	0.2	153,000	6.8

Variance curves for UL (upper left picture), UR (upper right picture), LL (lower left pic) and LR (lower right picture)



Non-Linearity for UL (upper left pic.), UR (upper right pic.), LL (lower left pic.) and LR (lower right pic)

